



Sensing for Science Kit

Contents & Tips | updated 1/20/2026



The materials included in your kit, along with any additional items you may need, are listed below. Depending on your class size and learning environment, you can organize activities as whole-class sessions, small groups, and/or activity stations. The pipe cleaners, UV beads, and standard pony beads may be used in combination to make bracelets for students to take home or may be reused for future activity sessions. If you make modifications to any of the activities that could be useful to other classrooms, we would love to hear about them: please email smrc@montana.edu.







Printables may be downloaded from <https://www.montana.edu/smrc/educators/tools/sensing.html>.

p. 1, Activity 1, Snack Time Senses

Snacks (1-2 per student)	not included
Student worksheets and pencils, 1 worksheet per student per snack (print file linked at top of this document or photocopy from instructor guide)	not included

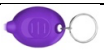






p. 3, Activity 2, Sensor Scavenger Hunt

	Sensor Scavenger Hunt cards, 1 set of 5 cards per student (print file linked at top of this document or photocopy from instructor guide, and slice into cards; instead of printing, you may ask students to point to their own sense organs (hand, eye, tongue, etc.) or sketch the icons on the whiteboard)	not included
	A bin or "grab bag" in which you have hidden various objects (below)	not included
	Reusable ice star (freeze before use so it feels cold) (color may differ from pictured)	1
	Stress ball (feels squishy) (color may differ from pictured)	1
	Squeaky rubber frog (sound)	1
	Cinnamon tea bag (smell)	1
	Other objects (e.g., red, yellow, smooth, shiny, round, sticky, tasty, and/or hard)	not included
	Student worksheets and pencils, 1 per student (print file linked at top of this document or photocopy from instructor guide)	not included
	Whiteboard	not included
	Guiding Questions (see Procedure on p.3 of Instructional Guide)	



p. 6, Activity 3, Sensor/Signal Memory Game

Sensor/Signal Memory Game Set 1, one set of 10 cards per student or per team of two (print file linked at top of this document or photocopy from instructor guide, and slice into cards)	not included
Sensor/Signal Memory Game Set 2, one set of 10 cards per student or per team of two (print file linked at top of this document or photocopy from instructor guide, and slice into cards)	not included
Guiding Questions (can use your own)	not included
Whiteboard	not included





p. 11, Activity 4, Sensing Light

	Sensing Light worksheets and pencils, 1 per student (print file linked at top of this document or photocopy from instructor guide)	not included
	UV Key Ring Flashlight	2
	Pipe cleaners (colors may differ from pictured) (1 per student/bracelet)*	20
	UV beads (will glow in dark and change color with exposure to UV light) (~ 1 bead per student/bracelet, or divide equally among students).	~20
	Standard pony beads (non-UV-activated), for contrast, and for completing bracelets (~20 beads per student/bracelet, or divide equally among students)	~400
	UV Test Card	2
	Sunscreen packets	2
	Plastic Sheet Protectors	2
	Whiteboard or chart paper	not included
	Colored pencils or crayons (make multiple colors available to each student)	not included

p. 15, Activity 5, Sensing Heat

	Student Sensing Heat worksheets and pencils, 1 per student (print file linked at top of this document or photocopy from instructor guide)	not included
	Whiteboard	not included
	Guiding questions (pp. 15-16 of Instructional Guide)	
	Ice and/or hot water	not included
	Room temperature water	not included
	Heat sensor 1: standard red alcohol-based thermometer (not to be used with boiling water)	3
	Heat sensor 2: Infrared thermometer	1

p. 18, Activity 6, Sensor Playground

	Sensor Playground worksheets and pencils, Grades 2-up, 1 per group (print file linked at top of this document or photocopy from instructor guide)	not included
	Safety Bath Ducky Toy, heat sensor (reveals the word HOT in white when water is 104 degrees Fahrenheit and above)	1
	Rechargeable Flapping Penguin Plush Toy, touch sensor	1
	Assorted Animal, water sensor (may activate when held, due to natural skin moisture) (animal type may differ from pictured)	1
	Talking Hamster Plush Toy, sound sensor (repeats sounds) – requires 3 AAA batteries (included in separate Ziploc bag)	1

p. 21, Activity 7, Sensor Inquiry (Grades 2-up)

	Sensor Inquiry worksheets and pencils, 1 per group (print file linked at top of document or photocopy from instructor guide)	not included
	Materials from Activity 4 and/or 6	4